



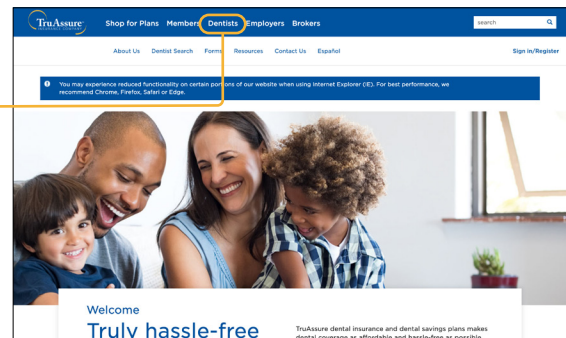
## Dentist Portal Overview

### Connecting with TruAssure is easy!

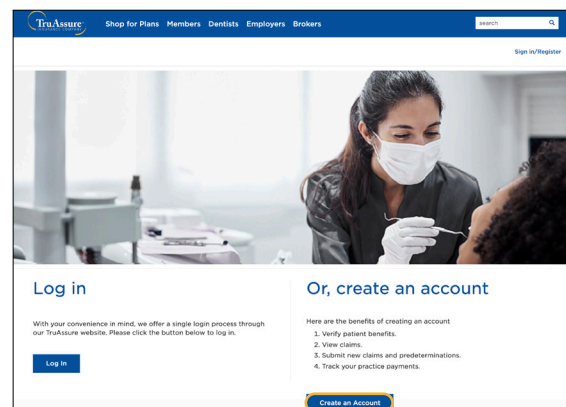
Through the dentist portal, dentists and dental staff can easily look up patient benefits, submit claims, view claims and more. Fast access to the information you need means less time spent on patient administration and more time spent with your patient. With the dentist portal, dentists and dental staff can also:

- **Access patient information.** Find a patient with the [quick patient search](#) and view patient benefits, such as eligibility, maximums and deductibles, waiting periods and limitations.
- **Submit and access claims or treatment plans.** In addition to viewing claims, you can submit a claim or treatment plan electronically.
- **Search procedure codes.** Providers can type in and search a procedure code and find patient plan coverage information.
- **Explore resources.** You can access key forms and other value-added tools in the [documents](#) tab.

1 Go to [TruAssure.com](https://TruAssure.com) and select [Dentists](#).

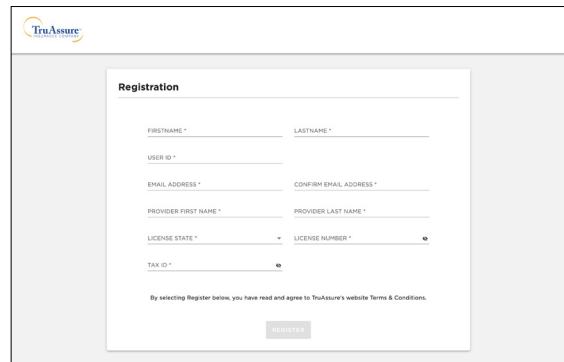


2 Click [Create an Account](#).

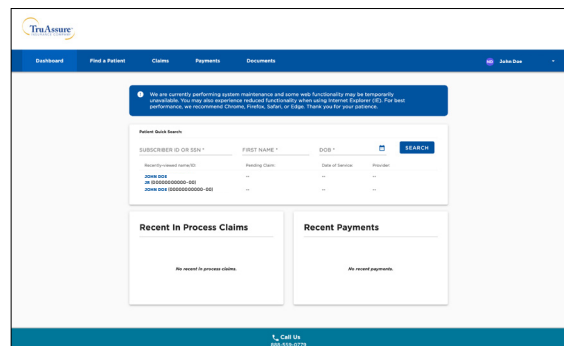


- 3 Complete the online registration and enter the following information:
  - a. First name
  - b. Last name
  - c. User ID
  - d. Email address
  - e. Provider first name (you must enter the name that TruAssure has on file)
  - f. Provider last name (you must enter the name that TruAssure has on file)
  - g. License state
  - h. License number (numeric only, omit dashes, dots and alpha characters. Do not use a "0" preceding the license number. CORRECT entry would be 19012345; INCORRECT entry would be 0190-12345)
  - i. Business tax ID number (no dashes)

**Please note: The information that you enter must match what TruAssure has on file. The most common mismatched information is the dentist's license ID. License number should be numeric only, omit dashes, dots and alpha characters.**



- 4 Click [Register](#).
- 5 Following registration, you will receive an email with your username and temporary password to log in. Upon sign in, you will be prompted to update your password.
- 6 Access key information for your TruAssure patients with the click of a mouse!



For more information, call us at **888-559-0779** to speak with a customer service representative during normal business hours Monday-Thursday, 7:00 a.m. to 5:30 p.m. central time and Friday, 7:00 a.m. to 5:00 p.m. central time.